



Champions-System










1. Company Portrait 
2. Surgical Kit & Instruments 
3. Champions (R)Evolution Surgery 
4. Champions (R)Evolution Prosthodontics 
5. Champions Square 
6. Champions Ball-Head 
7. PATENT Zirconia Implant 
8. Smart Grinder 
9. PlasmaSafe 



TABLE OF CONTENTS

Smart Grinder & Accessories | *Page 4*

Instructions | *Page 8*

We are at
your disposal

Mondays, Tuesdays, Thursdays:
7.30 – 18.00
Wednesdays:
7.30 – 16.00
Fridays:
7.30 – 14.00

PHONE:
+49 (0) 6734 91 40 80

FAX:
+49 (0) 6734 10 53

E-MAIL:
info@champions-implants.com

ONLINE-SHOP:
champions-implants.shop

MOBILE CEO ARMIN NEDJAT
+49 (0) 151 15 25 36 92

The Champions-Team
(staff clip, scan QR-Code)



The products and designations mentioned in this catalog are partly protected by trademarks, patents, and copyrights. The absence of a special reference or of the sign "®" or "TM" does not mean that no legal protection exists. Champions®, Champions (R)Evolution®, LOC® and MIMI® are registered trademarks of Dr. Armin Nedjat; Cleanser® of KometaBio; Docklocs® of Medealis GmbH; BloodSTOP® iX of LifeScience PLUS Inc., LOCATOR® of Zest Dental Solutions; CEREC® of Sirona Dental GmbH; FiBER FORCE® of Bio Composants Médicaux; MEDENTiKA of Straumann GmbH; PlasmaSafe® of Infini-TI Biomedical GmbH; PATENT™ of Zircon Medical Management AG.

Manufacturer details according to MDD (Medical Device Directive)/ MDR (Medical Device Regulation) are indicated on the product label.



Smart Grinder



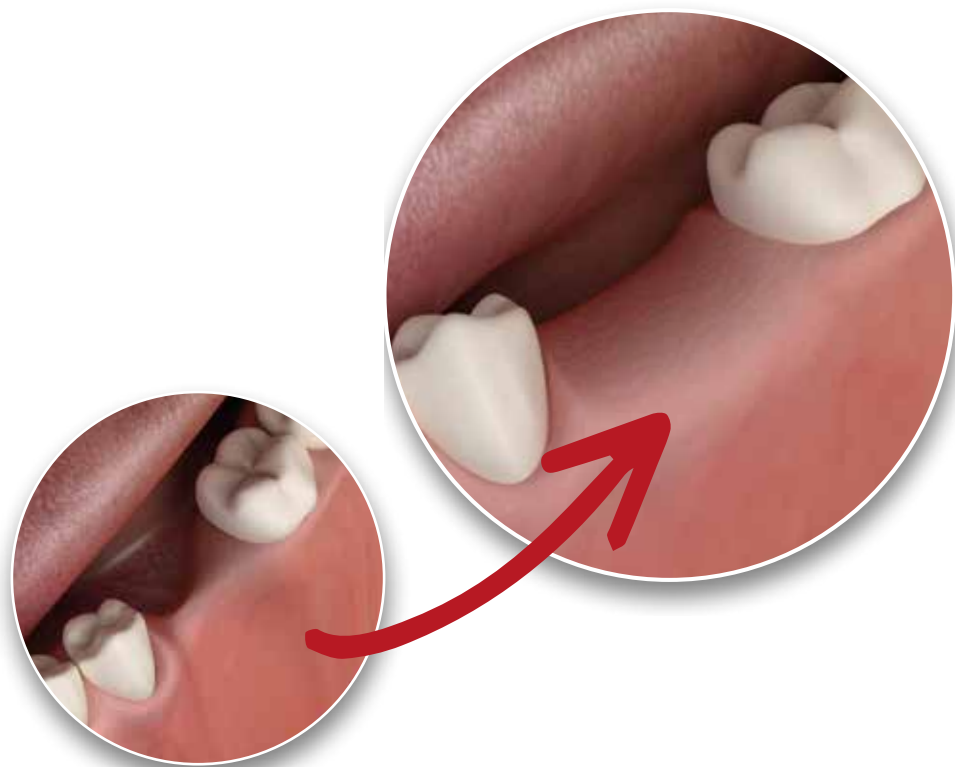
Smart Grinder

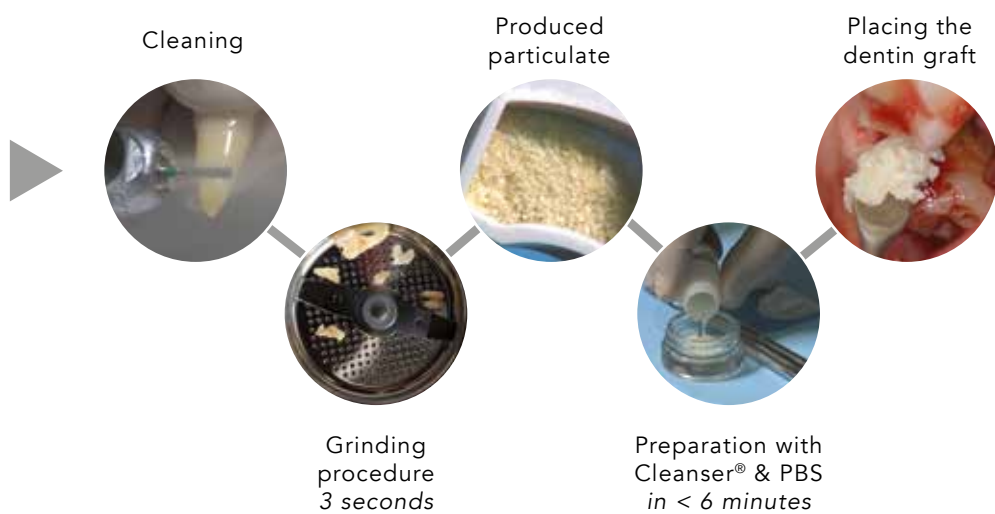
Avoid up to 50% soft and hard tissue volume loss after extraction by filling the empty alveolus with autologous bone replacement graft that is produced from the extracted tooth of the patient and prepared with the Smart Grinder – chairside in about 15 minutes.

Best cost-efficient Socket Preservation:

Makes other bone replacement grafts unnecessary | Best patient acceptance |

The Revolution for dental offices incorporating dental surgery | Includes all bone growth factors | Membrane unnecessary | Right consistency and processing when placing the dentin graft | Available international studies







Smart Grinder GENESIS Complete Kit

- 1 x Smart Grinder GENESIS Basic Device
- 6 x Disposable Grinding Chambers
- 6 x Particulate Containers
- 6 x Cleanser 5 ml
- 6 x PBS (Phosphate Buffered Saline) 5 ml

REF 4300G

Smart Grinder GENESIS

- 1 x Smart Grinder GENESIS Basic Device

REF 4301G



Chamber Kit

- 6 x Disposable Chambers
- 6 x Particulate Containers
- 6 x Cleanser 5 ml
- 6 x PBS (Phosphate Buffered Saline) 5 ml

REF 4302





Cleanser Kit

6 x Cleanser 5 ml

6 x PBS (Phosphate Buffered Saline) 5 ml

REF 43041



Dentin Graft Accelerator


6 x EDTA 5 ml

REF 4304



Instructions

Here you can find films of the Smart Grinder procedure on the link or scan the QR-Code on your mobile.



Smart Grinder

Processing extracted teeth of the patient for grafting of autologous bone replacement graft

<https://vimeo.com/336975548>



Volume preservation after dental extraction

Hard and soft tissue preservation with bone replacement graft from the Smart Grinder

<https://vimeo.com/311848197>



Smart Grinder procedure

Step by step instructions


<https://vimeo.com/173354091>



Extraction and preparation of the dentin graft by means of the Smart Grinder

Extraction and preparation of the dentin graft by means of the Smart Grinder in site 14 and fitting of a temporary in sites 17 to 13

<https://vimeo.com/481630710>



This is how the Smart Grinder procedure works

Smart Grinder animation

<https://vimeo.com/575295760>

Notes

Welcome
to the
future



Champions-Implants GmbH

Im Baumfeld 30 | Champions Platz 1 | D-55237 Flonheim
tel. +49 (0)6734 91 40 80 | fax +49 (0)6734 10 53
info@champions-implants.com
champions-implants.com