



Champions-System

1. Company Portrait ■
2. Surgical Kit & Instruments ■
3. Champions (R)Evolution Surgery ■
4. Champions (R)Evolution Prosthodontics ■
5. Champions Square ■
6. Champions Ball-Head ■
7. PATENT Zirconia Implant ■
8. Smart Grinder ■
9. PlasmaSafe ■



We are at
your disposal

Mondays, Tuesdays, Thursdays:
7.30 – 18.00
Wednesdays:
7.30 – 16.00
Fridays:
7.30 – 14.00

PHONE:
+49 (0) 6734 91 40 80

FAX:
+49 (0) 6734 10 53

E-MAIL:
info@champions-implants.com

ONLINE-SHOP:
champions-implants.shop

The Champions-Team
(staff clip, scan QR-Code)



TABLE OF CONTENTS

Surgical Kit | *Page 4*

Drills | *Page 10*

Drill Stop Sleeves | *Page 13*

Condensers | *Page 14*

Surgical Planning | *Page 16*

Auxiliary Tools | *Page 17*

Regeneration Material | *Page 19*

alfa-Foaming Mouthwash | *Page 20*

Instructions | *Page 22*



When you see this sign, there is a film of the respective product.
You can find the QR-Code or the link to the film under "Instructions".

The products and designations mentioned in this price list are partly protected by trademarks, patents, and copyrights. The absence of a special reference or of the sign "®" or "TM" does not imply that no legal protection exists. You can find an overview via the QR-code.



Manufacturer details according to MDD (Medical Device Directive)/MDR (Medical Device Regulation) are indicated on the product label.




Surgical Kit & Instruments



Surgical Kit

The Surgical Kit includes all the necessary instruments to place the Champions implants. Color coding and labeling on the inlay facilitate handling and positioning instruments after using and cleaning/sterilizing them.






THE SURGICAL KIT INCLUDES:

Position	Fitting	REF
1	BCC Probe	3180
2	Torque Wrench	3090
3	Torque Wrench Adapter	3061
4	Drill Extension	3036
5	Conical Triangular Drill yellow, long ø 2.3 mm	3000
6	Conical Triangular Drill white ø 3.3 mm	3030
7	Twist Drill blue ø 2.8 mm	3031
8	Twist Drill brown ø 3.25 mm	3032
9	Twist Drill orange ø 3.75 mm	30331
10	Twist Drill green ø 4.0 mm	3034
11	Twist Drill red ø 4.5 mm	30345
12	Mucosal Punch ø 4.0 mm	3088
13	Mucosal Punch ø 5.5 mm	3089
14	Condenser silver ø 2.4 mm	3065
15	Condenser light blue ø 2.8 mm	30651
16	Condenser green ø 3.0 mm	3066
17	Condenser yellow ø 3.3 mm	30661
18	Condenser purple ø 3.8 mm	3067
19	Condenser blue ø 4.3 mm	3068
20	Condenser pink ø 4.8 mm	30681
21	Condenser green ø 5.3 mm	3069
22	Insertion Aid HP-Connection	3039
23	Insertion Aid Champions (R)Evolution HP-Connection	3063
24	Insertion Aid Champions (R)Evolution short, "Ricci I"	30631
25	Insertion Aid Champions (R)Evolution long, "Ricci II"	30632
26	Shuttle-Extractor	3087
27	Prosthetic Driver / Screwdriver short, HP-Connection	30862
28	Prosthetic Driver / Screwdriver short	30861
29	Prosthetic Driver / Screwdriver long	3086
30	Surgical Tray M	3190-5

**Surgical Kit
fully fitted
REF: 3193**





THE SURGICAL KIT HP INCLUDES:

Position	Fitting	REF
1	BCC Probe	3180
2	Torque Wrench	3090
3	Torque Wrench Adapter	3061
4	Drill Extension	3036
5	Conical Triangular Drill yellow, long ø 2.3 mm	3000
6	Conical Triangular Drill white ø 3.3 mm	3030
7	Twist Drill blue ø 2.8 mm	3031
8	Twist Drill brown ø 3.25 mm	3032
9	Twist Drill orange ø 3.75 mm	30331
10	Twist Drill green ø 4.0 mm	3034
11	Twist Drill red ø 4.5 mm	30345
12	Mucosal Punch ø 4.0 mm	3088
13	Mucosal Punch ø 5.5 mm	3089
14	Condenser silver HP ø 2.4 mm	3072
15	Condenser light blue HP ø 2.8 mm	3073
16	Condenser green HP ø 3.0 mm	3074
17	Condenser yellow HP ø 3.3 mm	3075
18	Condenser purple HP ø 3.8 mm	3076
19	Condenser blue HP ø 4.3 mm	3077
20	Condenser pink HP ø 4.8 mm	3078
21	Condenser green HP ø 5.3 mm	3079
22	Insertion Aid HP-Connection	3039
23	Insertion Aid Champions (R)Evolution HP-Connection	3063
24	Insertion Aid Champions (R)Evolution short, "Ricci I"	30631
25	Insertion Aid Champions (R)Evolution long, "Ricci II"	30632
26	Shuttle-Extractor	3087
27	Prosthetic Driver / Screwdriver short, HP-Connection	30862
28	Prosthetic Driver / Screwdriver short	30861
29	Prosthetic Driver / Screwdriver long	3086
30	Surgical Tray M	3190-5

Surgical Kit HP

fully fitted

REF: 3194



Adapter Sleeve HP
for Surgical Kit
REF 3190A

Drills

The Champions Conical Triangular Drills (REF 3005, 3000, 3030) are used with the MIMI insertion protocol. Unlike twist drills, the Conical Triangular Drills remove hardly any bone chips, but instead, they primarily allow for bone condensing at 70 rpm. Thus, implants can be placed even in a narrow alveolar ridge. Horizontal bone availability of 2 mm suffices. Laser markings (LM in mm, measured from the end of the drill) allow you to check the exact drilling depth or the gingival thickness before the first drilling.



The structure of the drill using the example of the Twist Drill blue \varnothing 2.8 mm (REF 3031). The other drills are designed according to the same scheme.

Conical Triangular Drills	Diameter	Length	REF
Conical Triangular Drill yellow (short) LM: 2/4/6/10/12/14	2.0 mm	14.0 mm	3005
Conical Triangular Drill yellow (long) LM: 2/4/6/10/12/14/16/18/20	2.3 mm	20.0 mm	3000
Conical Triangular Drill white LM: 2/4/6/10/12/14/16/18	3.3 mm	18.0 mm	3030



Twist Drills	Diameter	Length	REF
Twist Drill blue LM: 2/4/6/10/12/14/16	2.8 mm	18.0 mm	3031
Twist Drill brown LM: 2/4/6/10/12/14/16	3.25 mm	18.0 mm	3032
Twist Drill orange LM: 2/4/6/10/12/14/16	3.75 mm	18.0 mm	30331
Twist Drill green LM: 2/4/6/10/12/14/16	4.0 mm	18.0 mm	3034
Twist Drill red LM: 2/4/6/10/12/14/16	4.5 mm	18.0 mm	30345





Drills	Diameter	Length	REF
Drill orange LM 6/8, for ø 4.0 mm	3.7 mm	10.0 mm	3033
Drill black LM 6/8 for ø 4.0 mm	5.0 mm	10.0 mm	30346
Drill white LM 6/8, for ø 4.0 mm	5.5 mm	10.0 mm	30347
Drill yellow LM 6/8, for ø 4.0 mm	6.0 mm	10.0 mm	30348



Accessories	Diameter	Length	REF
Mucosal Punch, small	4.0 mm	8.0 mm	3088
Mucosal Punch, big	5.5 mm	8.0 mm	3089
Drill Extension Usable for all Champions- Drills and Condensers HP- Connection Max. torque 50 Ncm	3.5 mm	10.0 mm	3036

Drill Stop Sleeves

Drill Stop Sleeves ensure additional safety and comfort during implantation.

They can be cut with a scalpel along the markings every 2 mm.

Pay attention to the insertion direction.

The Drill Stop Sleeves were named after the French dentist Dr. Jean-Pierre Chetry.

Material: plastic that can be sterilized




REF 3091 to REF 3093:

When fitting the sleeve on the Conical Triangular Drill, make sure that the flat part at the end of the sleeve is positioned parallel to the flat part of the Conical Triangular Drill.

REF 3094 to REF 3097:

The four grooves at the end of the sleeve must be pushed onto the Twist Drill until the stop.


Drill Stop Sleeves	Diameter	Length	REF
"Chetry" yellow (Drill-REF 3000)	5.0 mm	12.0 mm	3091
„JP7Y“*	7.0 mm	12.0 mm	30911
„JP9Y“*	9.0 mm	12.0 mm	30912
"Chetry" black (for Conical Triangular Drill black)	5.0 mm	10.0 mm	3092
"Chetry" white (Drill-REF 3030)	5.0 mm	10.0 mm	3093
"Chetry" blue (Drill-REF 3031)	5.0 mm	10.0 mm	3094
„JP7B“*	7.0 mm	10.0 mm	30941
„JP9B“*	9.0 mm	10.0 mm	30942
"Chetry" brown (Drill-REF 3032)	6.0 mm	10.0 mm	3095
"Chetry" orange (Drill-REF 30331)	6.0 mm	10.0 mm	30951
"Chetry" green (Drill-REF 3034)	6.0 mm	10.0 mm	3096
"Chetry" red (Drill-REF 30345)	6.5 mm	10.0 mm	3097



*The Drill Stop Sleeves were named after Prof. Dr. Jean-Pierre Bernard.

Condensers

Condensers are used primarily for low density bone (D3 & D4) and ensure bone condensation. Condensers are used to check which implant diameter should be placed in low density bone or in case of an immediate implantation. With the MIMI® implantation, Condensers can also be used if the gingival thickness is > 4 mm and for placing a Champions (R)Evolution two-piece implant and a "New Art" starting from \varnothing 3.0 mm. Important: perform the BCC (Bone Cavity Check) with a thin dental probe. This will ensure that the Champions implant can be correctly inserted in the prepared bone cavity. If you perform an Internal Direct Sinus Lift (IDS): after drilling with the yellow drill, use only the \varnothing 3.0 mm Condenser. Do not use the \varnothing 2.4 mm Condenser since it has a very sharp point that can cause injury to the membrane. The Condensers are reusable after cleaning and sterilizing between each operation.

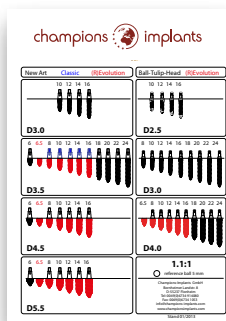


The structure of the Condenser using the example of the Condenser blue \varnothing 4.3 mm, length 24 mm (REF 3077). The other Condensers are designed according to the same scheme. The specified diameter refers to the range starting from 10 mm.

Condensers	Diameter	Length	REF
Bur Holder Plug'In 8 Material: stainless steel	–	Dimensions: 4.5 x 2 x 4 cm	4312
Condenser silver, short	2.4 mm	24.0 mm	3065
Condenser silver, long	2.4 mm	34.0 mm	30650
Condenser light blue	2.8 mm	24.0 mm	30651
Condenser green	3.0 mm	24.0 mm	3066
Condenser yellow, short	3.3 mm	24.0 mm	30661
Condenser yellow, long	3.0 mm	34.0 mm	30660
Condenser purple	3.8 mm	24.0 mm	3067
Condenser blue	4.3 mm	24.0 mm	3068
Condenser pink	4.8 mm	24.0 mm	30681
Condenser green	5.3 mm	24.0 mm	3069
Condenser silver HP-Connection	2.4 mm	24.0 mm	3072
Condenser light blue HP-Connection	2.8 mm	24.0 mm	3073
Condenser green HP-Connection	3.0 mm	24.0 mm	3074
Condenser yellow HP-Connection	3.3 mm	24.0 mm	3075
Condenser purple HP-Connection	3.8 mm	24.0 mm	3076
Condenser blue HP-Connection	4.3 mm	24.0 mm	3077
Condenser pink HP-Connection	4.8 mm	24.0 mm	3078
Condenser green HP-Connection	5.3 mm	24.0 mm	3079
Adapter Sleeve HP for Surgical Kit			3190A



Surgical Planning



		REF
X-Ray Template	1:1	5056
Transparent X-ray film to determine the implant dimension	1:1.1	5057
	1: 1.25	5058

Implant Passport
10 pieces/pack

ZIPEN10

Auxiliary Tools



		REF
Champions® Implant Guide	Aid for placing implants (according to Prof. Dr. Ali El-Hamid) Set: for maxilla and mandible Allows individual adjustment to the patient with malleable metal; it can be sterilized and reused.	4311
MIMI-Modulator Kit		4100
MIMI-Modulator Upper Jaw		4101
MIMI-Modulator Lower Jaw		4102
Crowns Present Box		5050
Handpiece	Coxo Handpiece green 20:1 incl. lighting	61151





REF

D-CAM HD S – straight 0° incl. TWAIN-module Camera 0° incl. Software Medical EDA, with a resolution of 960 x 720 px (video) or 2592 x 1944 (pictures) 6113HDS



C-Sailor Pro Implant Motor Implant Motor featuring a touch screen and equipped with a handpiece (green 20:1) with LED-light, a tray, and a multi-functional pedal Delivery in a high-quality aluminum box 6117



AlliedStar AS 100 Intraoral Scanner The AS 100 is a real lightweight with its 198 g. Power supply and data transfer are operated via a USB cable. Scan time per jaw: 35 seconds, scan accuracy: 20 µm, depth of field: 0–15 mm. Creates STL- and/or PLY-files and is therefore compatible with all common CAD programs. Shock-resistant, calibration-free, and space-saving. CI211

AlliedStar AS 200E Intraoral Scanner wireless The AS 200E impresses with its sophisticated design. Power supply and data transfer are wireless. Scan time per jaw: 35 seconds, scan accuracy: 20 µm, depth of field: 0–15 mm, battery life: 4 hours, second battery in the charging station, weight: 245 g. Creates STL- and/or PLY-files and is therefore compatible with all common CAD-programs. Shock-resistant, calibration-free, and space-saving. CI212

VHC Starter Package 1 x Digital Reader
25 x Vitamin D-Test
1 x Data Cable and Software CI001

VHC Vitamin D-Test 25 x VHC Vitamin D-Test Cassettes and Samplers
1 x Sample Buffer (6 ml)
1 x RFID-Card
1 x Instructions for Use CI002

VHC Vitamin D-Reader incl. software User-friendly measuring device allowing for a brief and quantitative analysis of vitamins D2 and D3 with lab-quality CI003

Regeneration Material

		REF
Hyadent Hyaluronic Acid Gel	The gel is a sterile biological transparent hyaluronic acid of non-animal origin. Hyaluronic acid gel 2 x 1.2 ml, cylinder ampule for carpule syringe	9009
DentOss TCP	1 x 0.5 g fine (0.1–0.5 mm)	CI-D01
Fully synthetic bone replacement graft consisting of pure-phase beta-tricalcium phosphate (β-TCP). After 4–6 months vital bone tissue is formed and allows for implantation.	1 x 0.5 g coarse (0.5–1.0 mm)	CI-D02
	5 x 0.5 g fine (0.1–0.5 mm)	CI-D03
	5 x 0.5 g coarse (0.5–1.0 mm)	CI-D04
	1 x 1.0g fine (0.1–0.5 mm)	CI-D05
	1 x 1.0g coarse (0.5–1.0 mm)	CI-D06
	5 x 1.0g fine (0.1–0.5 mm)	CI-D07
	5 x 1.0g coarse (0.5–1.0 mm)	CI-D08



BloodSTOP iX

BloodSTOP iX is a natural, biocompatible, skin-friendly non-animal hemostatic Band-Aid, which resembles a conventional gauze. Using a patented formulation, cotton cellulose is oxidized and etherified to produce a very absorbent, hydrophilic, water-soluble, and bio-absorbable matrix. When applied intra-orally to a wound, BloodSTOP iX quickly absorbs blood and exudates and transforms into a gelatinous substance that seals the wound with a transparent protective layer. BloodSTOP iX actively promotes blood coagulation and wound healing. The translucent gel surface allows for monitoring the hemostasis so that doctors can focus on the patient without needing to fear involuntary bleeding.

1.3 x 5 cm (24 pieces)

CI-B01



alfa-Foaming Mouthwash

Discover the gentle foaming mouthwash for use immediately after a dental extraction or dental implantation. Made from natural mint flavor with the addition of linseed and allantoin, this foaming mouthwash helps prevent dislodging of blood clots and a dry socket after a dental extraction. It does not cause burning mouth. Based on plants with medicinal herbs such as arnica, chamomile, rosemary, and sage, this mouthwash is alcohol-free (0.2% chlorhexidine). It is recognized for its anti-inflammatory properties and promotes wound healing.

100 ml


REF CI010



Notes

Instructions

Here you can find films of the Champions tools on the link or scan the QR-Code on your mobile.



Surgical Kit

Workshop in your own private practice.

<https://vimeo.com/534427192/0a197df9fd>



Champions Implant Guide

Using the Guides.

<https://vimeo.com/574341688>



Insertion using the Champions Implant Guide

Placing Ball-Head implants in the mandible with the help of Champions Implant Guides.

<https://vimeo.com/341973969/997e3a8843>



Intraoral camera

<https://www.youtube.com/watch?v=AYwMHM6XczU>



C-Sailor Pro Implant Motor

<https://vimeo.com/574347249/ee9557ec1e>



BloodSTOP iX

BloodSTOP iX application after implantation

<https://vimeo.com/643517704>



Treatment with BloodSTOP iX

BloodSTOP iX barrier instead of sutures, following MIMI II and the Smart Dentin Grinder procedure.

<https://vimeo.com/654428083>

Welcome
to the
future



Champions-Implants GmbH

Im Baumfeld 30 | Champions Platz 1 | D-55237 Flonheim
tel. +49 (0)6734 91 40 80 | fax +49 (0)6734 10 53
info@champions-implants.com
champions-implants.com